











FLOOR PLAN AND CAPACITY CHART

										
	Banquet	Cabaret	Theatre	Cocktail	Classroom	U-Shape	Boardroom	Size (SQM)	Length x Width (m)	Height (m)
LOWER LOBBY										
Pre-function	-	-	-	500	-	-	-	280	25 x 25	4.6
Ballroom	360	288	500	500	255	63	42	480	25 x 25	4.6
Ballroom 1 or 2	140	120	200	250	195	33	28	240	12.5 x 12.5	4.6
Banksia	120	80	160	160	42	42	40	176	11.3 x 16.8	2.5
Banksia 1 or 2	60	32	65	80	21	25	28	88	5.65 x 8.4	2.5
Grevillea	70	56	90	100	30	33	28	120	11.7 x 10.6	2.5
Grevillea 1 or 2	30	24	40	50	15	21	22	60	11.7 x 5.3	2.5
Acacia	-	-	-	-	-	-	18	54	-	2.5
LOBBY										
Waves	-	-	-	200	-	-	-	160	-	-
Riverside Terrace	-	-	-	250	-	-	-	680	-	-

LOWER LOBBY

